

K. 41 (B) (2)
1915

Madras Distt

Anyango

Vol II

K

41 (B)

17141

(ii) 1915

WEST PAKISTAN CIVIL SECRETARIAT
LIBRARY COPY

(To be returned to the Library when done with)

AGENTS FOR THE SALE OF MADRAS GOVERNMENT PUBLICATIONS.

IN INDIA.

- A. C. BARRAUD & Co. (Late A. J. COMBRIDGE & Co.), Madras.
R. CAMBRAY & Co., Calcutta.
M. M. GOPALAKRISHNA KONGU, Pudumantapam, Madura.
HIGGINBOTHAMS (Ltd.), Mount Road, Madras.
V. KALYANARAMA IYER & Co., Esplanade, Madras.
G. C. LOGANADHAM BROTHERS, Madras.
S. MURTHY & Co., Madras.
G. A. NATESAN & Co., Madras.
The Superintendent, NAGAIR KANUN HIND PRESS, Allahabad.
P. R. RAMA IYER & Co., Madras.
D. B. TARAPOREVALA SONS & Co., Bombay.
THACKER & Co. (Ltd.), Bombay.
THACKER, SPINK & Co., Calcutta.
S. VAS & Co., Madras.

IN ENGLAND.

- B. H. BLACKWELL, 50 and 51, Broad Street, Oxford.
CONSTABLE & Co., 10, Orange Street, Leicester Square, London, W.C.
DEIGHTON, BELL & Co. (Ltd.), Cambridge.
T. FISHER UNWIN (Ltd.), 1, Adelphi Terrace, London, W.C.
GRINDLAY & Co., 54, Parliament Street, London, S.W.
KEGAN PAUL, TRENCH, TRÜBNER & Co. (Ltd.), 68-74, Carter Lane, London, E.C.
and 25, Museum Street, London, W.C.
HENRY S. KING & Co., 65, Cornhill, London, E.C.
P. S. KING & SON, 2 and 4, Great Smith Street, Westminster, London, S.W.
LUZAC & Co., 46, Great Russell Street, London, W.C.
B. QUARITCH, 11, Grafton Street, New Bond Street, London, W.
W. THACKER & Co., 2, Creed Lane, London, E.C.

ON THE CONTINENT.

- ERNEST LEROUX, 28, Rue Bonaparte, Paris.
MARTINUS NIJHOFF, The Hague, Holland.

K41(4)

MADRAS DISTRICT GAZETTEERS.




ANJENGO.

VOLUME II.

PRICE, 1 rupee.]

[1 shilling 6 pence.



MADRAS DISTRICT GAZETTEERS.

STATISTICAL APPENDIX

FOR

ANJENGO DISTRICT.



MADRAS:

PRINTED BY THE SUPERINTENDENT, GOVERNMENT PRESS.

1915.





TABLE OF CONTENTS.

| TABLE | PAGE |
|-------------------------------------------------------------------------------|------|
| I. Area, Population, etc., in 1911 | 1 |
| II. Variation in Population since 1891.* | |
| III. Roads | 1 |
| IV. List of Travellers' Bungalows | 2 |
| V. Religions in 1911 | 2 |
| VI. Vital Statistics | 3 |
| VII. Causes of Death | 3 |
| VIII. Castes, Tribes and Races in 1911 | 4 |
| IX. Classification of Area and Principal Crops in Fasli 1322 (1912-13) | 5 |
| X. Reserved Forest and Area proposed for reservation on 30th June 1913.* | |
| XI. Classification of Area and Money rates according to the last settlement— | |
| Part 1. Area under each money rate ... | 6 |
| ,, 2. Classes and sorts included under each money rate | 7 |
| XII. Rainfall.* | |
| XIII. Holdings, Cultivation and Demand in Fasli 1322 (1912-13) | 8 |
| XIV. Revenue payable by permanently-settled estates in Fasli 1322 (1912-13).* | |
| XV. Demand, Collection and Balance of Current Land Revenue and Cesses | 9 |
| XVI. Remissions.* | |
| XVII. Land Improvement and Agriculturists' Loans.* | |
| XVIII. Prices in seers per rupee.* | |
| XIX. Income-tax (Part IV. "Other sources" only). | 10 |
| XX. Abkāri and Opium | 11 |
| XXI. Revenue Receipts | 11 |
| XXII. Sea-borne Trade—Total Trade in each port.* | |
| XXII-A. Sea-borne Trade—Chief Imports and Exports in selected ports.* | |
| XXIII. Income and Expenditure of Local Boards in 1912-13 | 12 |
| XXIV. Income and Expenditure of Municipalities in 1912-13.* | |
| XXV. Education in 1911 | 12 |
| XXVI. Schools and Scholars on the 31st March 1913.* | |
| XXVII. Expenditure on Schools in 1912-13.* | |
| XXVIII. Hospitals and Dispensaries in 1912.* | |
| XXIX. Vaccination | 13 |
| XXX. Civil Justice.* | |
| XXXI. Criminal Justice | 14 |
| XXXII. Work of Criminal Courts | 15 |
| XXXIII. Police and Jails in 1912 | 15 |

* These tables are nil.



I.—Area, population, etc., in 1911.

| Locality. (1) | Area in square miles. (2) | Number of | | | Population. | | |
|-------------------|------------------------------|---------------|------------------|-------------------------|--------------|---------------|-----------------|
| | | Towns. (3) | Villages. (4) | Occupied houses. (5) | 1911. | | |
| | | | | | Total (6) | Males. (7) | Females. (8) |
| ANJENGO DIVISION. | | | | | | | |
| Anjengo | 1 | { | .. | 1 649 | 3,780 | 1,870 | 1,910 |
| Tangasseri | | | ... | 1 293 | 1,792 | 820 | 972 |
| District Total .. | 1 | .. | 2 942 | 5,572 | 2,690 | 2,882 | |

| — | Population (both sexes) in 1901. (9) | Percentage of variation (of population). | | Density of population per square mile, 1911. (12) |
|--------------------|-----------------------------------------|------------------------------------------|------------|------------------------------------------------------|
| | | 1891-1901. | 1901-1911. | |
| | | (10) | (11) | |
| ANJENGO DIVISION. | | | | |
| Anjengo | 3,084 | + 15.2 | + 22.6 | 5,572 |
| Tangasseri | 1,733 | + 1.1 | 3.4 | |
| District Total ... | 4,817 | + 9.7 | + 15.7 | 5,572 |

III.—Roads.

| Year. (1) | Mileage of roads maintained. | | |
|----------------|------------------------------|-----------|-------------|
| | Total. | Metalled. | Unmetalled. |
| | (2) | (3) | (4) |
| 1906-07 | 3½ | 2 | 1½ |
| 1911-12 | 3½ | 2 | 1½ |


NOTE.—The district was formed in 1906.


IV.—List of Travellers' Bungalows.

| Serial number. | Taluks and stations. | By whom maintained. | Nearest railway station, if any, and the distance from it. | Nature of accommodation. |
|----------------|----------------------|--------------------------|------------------------------------------------------------|-----------------------------------------------------------------------------------------------------------------------------|
| (1) | (2) | (3) | (4) | (5) |
| 1 | Anjengo | District Board, Malabar. | Quilon (22½ miles). | A rest-house with thatched roofing. There are three rooms and two verandahs on two sides. There is a kitchen and bath room. |

V.—Religions in 1911.

| Taluks. | Hindus. | | | Musalmans. | | |
|-------------------------|-------------|--------|----------|------------|--------|----------|
| | Total. | Males. | Females. | Total. | Males. | Females. |
| (1) | (2) | (3) | (4) | (5) | (6) | (7) |
| IV ANJENGO DIVISION. | | | | | | |
| Anjengo | 1,561 | 773 | 788 | 220 | 117 | 103 |
| Tangasseri | 30 | 21 | 9 | 1 | 1 | .. |
| District Total ... | 1,591 | 794 | 797 | 221 | 118 | 103 |
| — | Christians. | | | Others. | | |
| | Total. | Males. | Females. | Total. | Males. | Females. |
| (8) | (9) | (10) | (11) | (12) | (13) | |
| ANJENGO DIVISION. | | | | | | |
| Anjengo | 1,999 | 980 | 1,019 | .. | .. | .. |
| Tangasseri | 1,761 | 798 | 963 | .. | .. | .. |
| District Total ... | 3,760 | 1,778 | 1,982 | .. | .. | .. |





VI.—Vital Statistics.

| Taluks. | Ratio per 1,000 of population of | | | | | | | | | |
|--------------------|----------------------------------|-------|-------|-------|-------|-------|-------|-------|-------|-------|
| | Births. | | | | | | | | | |
| | 1903. | 1904. | 1905. | 1906. | 1907. | 1908. | 1909. | 1910. | 1911. | 1912. |
| (1) | (2) | (3) | (4) | (5) | (6) | (7) | (8) | (9) | (10) | (11) |
| Anjengo | 30 | 37 | 36 | 33 | 27 | 37 | 36 | 32 | 39 | 29 |
| Tangasseri | 38 | 28 | 36 | 43 | 35 | 51 | 41 | 36 | 48 | 37 |
| District Total ... | 34 | 32 | 36 | 38 | 31 | 44 | 38 | 34 | 43 | 33 |

| --- | Ratio per 1,000 of population of | | | | | | | | | |
|--------------------|----------------------------------|-------|-------|-------|-------|-------|-------|-------|-------|-------|
| | Deaths. | | | | | | | | | |
| | 1903. | 1904. | 1905. | 1906. | 1907. | 1908. | 1909. | 1910. | 1911. | 1912. |
| (12) | (13) | (14) | (15) | (16) | (17) | (18) | (19) | (20) | (21) | (21) |
| Anjengo | 18 | 20 | 16 | 26 | 17 | 26 | 27 | 26 | 21 | 42 |
| Tangasseri | 26 | 23 | 27 | 48 | 48 | 35 | 25 | 32 | 54 | 31 |
| District Total ... | 22 | 21 | 21 | 37 | 32 | 30 | 26 | 29 | 37 | 36 |

NOTE.—This table includes statistics for Europeans and Eurasians.

VII.—Causes of Death.


(Average of the statistics for the five years ending 1912.)


| Taluks. | Ratio of deaths per 1,000 of population from | | | | | | Total. |
|-------------------|----------------------------------------------|------------|---------|--------|--------------------------|-------------------|--------|
| | Cholera. | Small-pox. | Plague. | Fever. | Dysentery and Diarrhoea. | All other causes. | |
| (1) | (2) | (3) | (4) | (5) | (6) | (7) | (8) |
| Anjengo ... | 3 | 1 | ... | 4 | 2 | 18 | 28 |
| Tangasseri | 1 | ... | ... | 8 | 5 | 21 | 35 |
| Total ... | 2 | 1 | ... | 6 | 3 | 19 | 31 |

NOTE.—This table includes statistics for Europeans and Eurasians.

VIII.—Castes, Tribes and Races in 1911.

| Caste, Tribe or Race. | Strength. | | |
|-------------------------------------|-------------|-------------|-------------|
| | Males. | Females. | Total. |
| I. HINDU AND ANIMIST CASTES. | | | |
| <i>(a) Tamil.</i> | | | |
| Vannan | 8 | 7 | 15 |
| Vellala | 4 | 10 | 14 |
| <i>(b) Telugu.</i> | | | |
| | <i>Nil.</i> | <i>Nil.</i> | <i>Nil.</i> |
| <i>(c) Malayalam.</i> | | | |
| Cheruman | 9 | 6 | 15 |
| Iluvan | 626 | 652 | 1,278 |
| Kammalan | 37 | 38 | 75 |
| Nayar | 18 | 2 | 20 |
| <i>(d) Canarese.</i> | | | |
| <i>(e) Oriya.</i> | | | |
| <i>(f) Other Madras Languages.</i> | | | |
| | <i>Nil</i> | <i>Nil.</i> | <i>Nil.</i> |
| II. MUSSALMAN. | | | |
| Mappilla | 118 | 103 | 221 |
| III. CHRISTIAN. | | | |
| Indian Christian | 1,514 | 1,625 | 3,139 |
| IV. OTHERS | | | |
| | 356 | 439 | 795 |
| Total ... | 2,690 | 2,882 | 5,572 |






IX.—Classification of area and principal crops in Faslī 1322
(1912-13).


| Items. | Division. | | District Total. |
|-------------------------------------------|----------------|-------------------|-----------------|
| | Anjengo Taluk. | Tangasseri Taluk. | |
| (1) | (2) | (3) | (4) |
| | ACRES. | ACRES. | ACRES. |
| Government (ryotwari) land | 276 | 93 | 369 |
| Minor inam | ... | 7 | 7 |
| Whole inam | ... | ... | ... |
| Zamindari... .. | ... | ... | ... |
| Total area by survey ... | 276 | 100 | 376 |
| Forests— | | | |
| Not available for cultivation | 23 | 16 | 39 |
| Culturable waste other than fallow... .. | ... | ... | ... |
| Current fallows... .. | ... | ... | ... |
| Net area cropped | 253 | 84 | 337 |
| Area shown in village accounts ... | 276 | 100 | 376 |
| Fodder crops— | | | |
| Orchards and garden produce | 253 | 84 | 337 |
| Miscellaneous non-food crops | ... | ... | ... |
| Total area cropped ... | 253 | 84 | 337 |
| Deduct area cropped more than once | ... | ... | ... |
| Net area cropped... .. | 253 | 84 | 337 |

XI.—Classification of area and money rates according to the last settlement.

(Part 1. Area under each money rate.)

| Taram. | Rate per acre. | Anjengo. | Tangasseri. | District Total. |
|------------------------|----------------|----------|-------------|-----------------|
| (1) | (2) | (3) | (4) | (5) |
| <i>Garden lands.</i> | | | | |
| | RS. A. | ACS. | ACS. | ACS. |
| I | 7 0 | 81.50 | 50.46 | 181.96 |
| II | 6 0 | 34.11 | 19.55 | 53.66 |
| III | 5 0 | 34.08 | 4.79 | 38.87 |
| IV | 4 0 | 24.63 | 0.58 | 25.21 |
| V | 3 0 | 22.21 | 0.83 | 23.04 |
| VI | 2 0 | 14.33 | ... | 14.33 |
| VII | 1 0 | 6.43 | 0.76 | 7.19 |
| Total ... | | 217.29 | 76.97 | 294.26 |
| <i>Occupied dry.</i> | | | | |
| | 1 0 | ... | 0.34 | 0.34 |
| | 0 12 | 0.13 | 0.35 | 0.48 |
| | 0 10 | 7.07 | ... | 7.07 |
| | 0 8 | 19.15 | ... | 19.15 |
| | 0 6 | 3.37 | ... | 3.37 |
| Total ... | | 29.72 | 0.69 | 30.41 |
| <i>Unoccupied dry.</i> | | | | |
| | 1 0 | ... | 0.55 | 0.55 |
| | 0 12 | 0.42 | ... | 0.42 |
| | 0 10 | 2.45 | ... | 2.45 |
| | 0 8 | 3.80 | ... | 3.80 |
| | 0 6 | 3.23 | ... | 3.23 |
| Total ... | | 9.90 | 0.55 | 10.45 |
| Grand Total... | | 256.91 | 78.21 | 335.12 |





XI.—Classification of area and money rates according to the last settlement—*cont.*

(Part 2. Classes and sorts included under each money rate.)


| Soil. | | Second Group. (Dry.) | |
|--------|-------|-------------------------|--------|
| Class. | Sort. | Taram. | Rate. |
| | | | RS. A. |
| VIII | ... | 1 | 3 1 0 |
| | | 2 | 4 0 12 |
| XIII | ... | 1 | 4 0 12 |
| | | 2 | 5 0 10 |
| | | 3 | 6 0 8 |
| | | 4 | 7 0 6 |

XIII.—Holdings, Cultivation and Demand in Fasli 1322
(1912-13).

| Taluks. | Total holdings. | | | | | |
|------------------|-----------------|-------------|---------------|-------------|---------|-------------|
| | Garden. | | Occupied dry. | | Total. | |
| | Extent. | Assessment. | Extent. | Assessment. | Extent. | Assessment. |
| (1) | (2) | (3) | (4) | (5) | (6) | (7) |
| | ACS. | RS. | ACS. | RS. | ACS. | RS. |
| Anjengo | 220 | 1,155 | 30 | 17 | 250 | 1,173 |
| Tangasseri... .. | 77 | 502 | 1 | 2 | 78 | 503 |
| Total ... | 297 | 1,657 | 31 | 9 | 328 | 1,676 |

| | Cultivation including waste charged. | | | | Miscellaneous revenue. | Total ryotwar demand. | Cesses. | Total demand of Latal Revenue, Ryotwar, Miscellaneous and Cesses. |
|------------------|--------------------------------------|----------------------------------|---------------|------------------------------------------|------------------------|-----------------------|---------|-------------------------------------------------------------------|
| | Garden. | | Occupied dry. | | | | | |
| | Extent. | Assessment including water-rate. | Extent. | Assessment including second crop charge. | | | | |
| | (8) | (9) | (10) | (11) | (12) | (13) | (14) | (15) |
| | ACS. | RS. | ACS. | RS. | RS. | RS. | RS. | RS. |
| Anjengo | 220 | 1,155 | 30 | 17 | 1,001 | 2,173 | 148 | 2,321 |
| Tangasseri... .. | 77 | 502 | 1 | 2 | 203 | 707 | 67 | 774 |
| Total ... | 297 | 1,657 | 31 | 19 | 1,204 | 2,880 | 214 | 3,095* |

* Includes Rs. 26 on account of sale-proceeds of avenue trees.



XV.—Demand, Collection and Balance of Current Land Revenue and Cesses (in thousands of rupees.)

| Taluku. | Demand. | | | | | | | | | |
|-------------------|---------------------------|-------------|-------------|-------------|-------------|-------------|-------------|-------------|-------------|-------------|
| | Fasli 1313. | Fasli 1314. | Fasli 1315. | Fasli 1316. | Fasli 1317. | Fasli 1318. | Fasli 1319. | Fasli 1320. | Fasli 1321. | Fasli 1322. |
| (1) | (2) | (3) | (4) | (5) | (6) | (7) | (8) | (9) | (10) | (11) |
| Anjengo... .. | 9 | 9 | 1 | 2 | 2 | 2 | 2 | 2 | 2 | 2 |
| Tangasseri | 14 | 37 | 45 | 63 | 73 | 75 | 75 | 75 | 75 | 77 |
| Total | 1'04 | 1'27 | 1'45 | 2'63 | 2'73 | 2'75 | 2'75 | 2'75 | 2'75 | 2'77 |
| — | Collected or written off. | | | | | | | | | |
| | Fasli 1313. | Fasli 1314. | Fasli 1315. | Fasli 1316. | Fasli 1317. | Fasli 1318. | Fasli 1319. | Fasli 1320. | Fasli 1321. | Fasli 1322. |
| (12) | (13) | (14) | (15) | (16) | (17) | (18) | (19) | (20) | (21) | (21) |
| Anjengo | 9 | 9 | 1 | 2 | 2 | 2 | 2 | 2 | 2 | 2 |
| Tangasseri | 14 | 37 | 45 | 63 | 73 | 75 | 75 | 75 | 75 | 77 |
| Total | 1'04 | 1'27 | 1'45 | 2'63 | 2'73 | 2'75 | 2'75 | 2'75 | 2'75 | 2'77 |
| — | Balance. | | | | | | | | | |
| | Fasli 1313. | Fasli 1314. | Fasli 1315. | Fasli 1316. | Fasli 1317. | Fasli 1318. | Fasli 1319. | Fasli 1320. | Fasli 1321. | Fasli 1322. |
| (22) | (23) | (24) | (25) | (26) | (27) | (28) | (29) | (30) | (31) | (31) |
| Anjengo... .. | ... | ... | ... | ... | ... | ... | ... | ... | ... | ... |
| Tangasseri | ... | ... | ... | ... | ... | ... | ... | ... | ... | ... |
| Total | ... | ... | ... | ... | ... | ... | ... | ... | ... | ... |

XIX.—Income-tax.

(Part IV. "Other sources" only.)

| Taluku. | Rs. 1,000 to 1,500. | | Rs. 1,500 to 2,000. | | Above Rs. 2,000. | | Total. | | Incidence of tax. | | | Objection petitions. | | | | | |
|-----------------|---------------------|----------------|---------------------|----------------|---------------------|----------------|---------------------|----------------|-----------------------|-------------------------|---------|-----------------------------------------------------|----|----|----|-----|-------|
| | Number of assesses. | Amount of tax. | Number of assesses. | Amount of tax. | Number of assesses. | Amount of tax. | Number of assesses. | Amount of tax. | Per head of assesses. | Per head of population. | Number. | Percentage of these wholly or partially successful. | | | | | |
| (1) | (2) | (3) | (4) | (5) | (6) | (7) | (8) | (9) | (10) | (11) | (12) | (13) | | | | | |
| | | RS. | | RS. | | RS. | | RS. | RS. | A. | P. | RS. | A. | P. | | | |
| Anjengo ... | 1908-1909 | 5 | 108 | 4 | 140 | 2 | 137 | 11 | 385 | 34 | 15 | 5 | 0 | 1 | 8 | 14 | 35.71 |
| | 1909-1910 | 5 | 116 | 2 | 70 | 1 | 59 | 8 | 245 | 30 | 9 | 2 | 0 | 1 | 0 | 9 | 66.66 |
| | 1910-1911 | 7 | 156 | 5 | 189 | 2 | 108 | 14 | 453 | 32 | 5 | 5 | 0 | 1 | 11 | 13 | 23.07 |
| | 1911-1912 | 7 | 140 | 6 | 217 | 3 | 186 | 16 | 543 | 33 | 15 | 2 | 0 | 2 | 3 | 15 | 51.33 |
| | 1912-1913 | 7 | 150 | ... | ... | 3 | 213 | 10 | 369 | 36 | 14 | 10 | 0 | 1 | 7 | 6 | 33.33 |
| | 1908-1909 | 1 | 28 | ... | ... | ... | ... | 1 | 28 | 28 | 0 | 0 | 0 | 0 | 3 | ... | ... |
| Tangasseri ... | 1909-1910 | 1 | 28 | ... | ... | ... | ... | 1 | 28 | 28 | 0 | 0 | 0 | 0 | 3 | 1 | 100 |
| | 1910-1911 | 1 | 28 | ... | ... | ... | ... | 1 | 28 | 28 | 0 | 0 | 0 | 0 | 3 | ... | ... |
| | 1911-1912 | 1 | 20 | ... | ... | ... | ... | 1 | 20 | 20 | 0 | 0 | 0 | 0 | 2 | 3 | 66 |
| | 1912-1913 | 1 | 20 | ... | ... | ... | ... | 1 | 20 | 20 | 0 | 0 | 0 | 0 | 2 | ... | ... |
| | 1908-1909 | 6 | 136 | 4 | 140 | 2 | 137 | 12 | 413 | 34 | 6 | 8 | 0 | 1 | 2 | 14 | 35.71 |
| | 1909-1910 | 6 | 144 | 2 | 70 | 1 | 59 | 9 | 273 | 30 | 5 | 4 | 0 | 0 | 10 | 10 | 70.00 |
| District Total. | 1910-1911 | 8 | 184 | 5 | 189 | 2 | 108 | 15 | 481 | 32 | 1 | 1 | 0 | 1 | 5 | 13 | 23.07 |
| | 1911-1912 | 8 | 160 | 6 | 217 | 3 | 186 | 17 | 563 | 33 | 1 | 11 | 0 | 1 | 7 | 18 | 55.55 |
| | 1912-1913 | 8 | 176 | ... | ... | 3 | 213 | 11 | 389 | 35 | 5 | 10 | 0 | 1 | 1 | 6 | 33.33 |

XX.—Abkārī and Opium.

| — | 1906-07. | 1907-08. | 1908-09. | 1909-10. | 1910-11. | 1911-12. | 1912-13. |
|----------------------------------------|----------|----------|----------|----------|----------|----------|----------|
| (1) | (2) | (3) | (4) | (5) | (6) | (7) | (8) |
| GANJA, BHANG. | | | | | | | |
| Number of retail shops licensed | ... | ... | ... | ... | ... | ... | ... |
| Quantity sold in seers | ... | ... | ... | ... | ... | ... | ... |
| Number of persons per shop | ... | ... | ... | ... | ... | ... | ... |
| Gross receipts from duty | RS. ... | ... | ... | ... | ... | ... | ... |
| Do. do. rentals | 6,006 | 3,500 | 3,500 | 3,500 | 3,500 | 3,500 | 3,500 |

XXI.—Revenue Receipts.

| — | 1906-07. | 1907-08. | 1908-09. | 1909-10. | 1910-11. | 1911-12. | 1912-13. |
|---------------------------------------|-----------|-----------|-----------|-----------|-----------|-----------|-----------|
| (1) | (2) | (3) | (4) | (5) | (6) | (7) | (8) |
| Land revenue and rates (a) | RS. 4,160 | RS. 2,972 | RS. 2,917 | RS. 3,110 | RS. 2,866 | RS. 3,129 | RS. 2,886 |
| Excise | 7,506 | 5,000 | 5,000 | 5,000 | 5,000 | 5,000 | 5,000 |
| Income-tax including penalties | ... | 270 | 413 | 273 | 481 | 577 | 410 |

(a) The figures from 1908-09 onwards do not include rates.


NOTE.—The district was formed in 1906.


XXIII.—Income and Expenditure of Local Boards in 1912-13.

| (1) | | | | | | | District Board. | | |
|-----------------------|-----|-----|-----|-----|-----|-----|-----------------|-----|----|
| (1) | | | | | | | (2) | | |
| REVENUE AND RECEIPTS. | | | | | | | | | |
| | | | | | | | RS. | A. | P. |
| Local Rates— | | | | | | | | | |
| Cess on land | ... | ... | ... | ... | ... | ... | 147 | 5 7 | |
| Total receipts | | | | | | ... | 147 | 5 7 | |
| EXPENDITURE. | | | | | | | | | |
| Miscellaneous— | | | | | | | | | |
| Choultries | ... | ... | ... | ... | ... | ... | 31 | 0 0 | |
| Total expenditure | | | | | | ... | 31 | 0 0 | |

XXV.—Education in 1911.

| Taluka. | Number of literates. | | Literates per thousand of population. | | Literates in English. | |
|--------------------|----------------------|----------|---------------------------------------|----------|-----------------------|---------|
| | Males. | Females. | Males. | Females. | Males. | Females |
| (1) | (2) | (3) | (4) | (5) | (6) | (7) |
| ANJENGO DIVISION. | | | | | | |
| Anjengo | 489 | 209 | 261 | 109 | 80 | 19 |
| Tangasseri | 313 | 313 | 382 | 322 | 160 | 188 |
| District Total ... | 802 | 522 | 298 | 181 | 240 | 207 |
| Hindus | 295 | 32 | 372 | 40 | 23 | 1 |
| Musalmanas | 25 | 1 | 212 | 10 | 2 | ... |
| Christians | 482 | 489 | 271 | 247 | 215 | 208 |





XXIX. --Vaccination.


| Taluka and Municipalities. | Number of persons success- fully vaccinated. | | | Registered birth-rate per 1,000 of population in | | | Average number of successful cases of vaccination on children under one year during three years ending 1912-13. |
|-------------------------------|-------------------------------------------------|----------|----------|-----------------------------------------------------|-------|-------|-----------------------------------------------------------------------------------------------------------------------------------|
| | 1910-11. | 1911-12. | 1912-13. | 1910. | 1911. | 1912. | |
| (1) | (2) | (3) | (4) | (5) | (6) | (7) | (8) |
| Anjengo ... | 211 | 192 | 249 | 32 | 39 | 29 | 50 |
| Tangasseri ... | 107 | 120 | 158 | 36 | 48 | 37 | 25 |
| District Total ... | 318 | 312 | 407 | 34 | 43 | 33 | 75 |


XXXI.—Criminal Justice.

(Number of persons convicted of certain offences in each of the ten years 1903—12.)

| Offence. (1) | 1906. (2) | 1907. (3) | 1908. (4) | 1909. (5) | 1910. (6) | 1911. (7) | 1912. (8) |
|---------------------------------------------------------------------------|--------------|--------------|--------------|--------------|--------------|--------------|--------------|
| Murder | ... | ... | ... | ... | ... | ... | ... |
| Culpable homicide | ... | ... | ... | ... | ... | ... | ... |
| Hurts and assaults... .. | 3 | 8 | 12 | 5 | 8 | 10 | 14 |
| Other offences against the person | ... | ... | ... | ... | 1 | 1 | ... |
| Dacoity | ... | ... | ... | ... | ... | ... | ... |
| Robbery | ... | ... | ... | ... | 2 | ... | ... |
| House-breaking | 1 | ... | ... | 2 | ... | 1 | ... |
| Cattle theft | ... | ... | ... | ... | ... | ... | ... |
| Other theft | 13 | 5 | 8 | 8 | 8 | 2 | 10 |
| Other offences against property | 6 | 1 | 4 | 3 | 5 | 2 | 1 |
| Offences against public tranquillity (Chapter VIII) | 2 | 9 | 2 | ... | ... | 6 | 5 |
| Other offences against the Penal Code | 4 | 12 | 8 | 2 | 6 | 4 | 5 |
| Total | 29 | 35 | 34 | 20 | 30 | 26 | 35 |
| Security for keeping the peace and for good behaviour | ... | ... | ... | ... | ... | ... | ... |
| Offences under the Madras Salt Act (IV of 1889) | ... | ... | ... | ... | ... | ... | ... |
| Offences under the Madras Abkari Act (I of 1886) | 14 | 27 | 42 | 30 | 56 | 31 | 38 |
| Offences under the Madras Forest Act (V of 1882) | ... | ... | ... | ... | ... | ... | ... |
| Offences under the Madras District Municipalities Act (IV of 1884) | ... | ... | ... | ... | ... | ... | ... |
| Other offences against special and local laws | 4 | 24 | 3 | 20 | 19 | 30 | 21 |
| Grand total | 47 | 86 | 79 | 70 | 105 | 87 | 94 |

NOTE.—The district was formed in 1906. Statistics are given from that year.





XXXII.—Work of Criminal Courts.

(Average of statistics for the years 1903-12.)

| Class of Court. | Number of original cases instituted. | Number of appeals received. |
|---------------------------------------------------------------------------------------|--------------------------------------|-----------------------------|
| (1) | (2) | (3) |
| Village Magistrates | ... | ... |
| Bench do. | ... | ... |
| Special do. | ... | ... |
| Stipendiary Subordinate Magistrates, Deputy, Assistant and Joint Magis- trates. | 87 3 | ... |
| District Magistrate | 1 | 1 |
| Court of Sessions | ... | ... |

XXXIII.—Police and Jails in 1912.

| Taluks. | Number of Police | | Police force. | | | | | | | Number of known depre- dators. | Number of Sub-Jails. | Total accommodation in them. |
|-------------------|------------------|------------|---------------|-----------------|------------------|-------------|---------------------|----------------------|------|-----------------------------------|----------------------|---------------------------------|
| | stations. | Out-posts. | Inspectors. | Sub-Inspectors. | Head Constables. | Constables. | Police Talaiyaries. | Revenue Talaiyaries. | | | | |
| (1) | (2) | (3) | (4) | (5) | (6) | (7) | (8) | (9) | (10) | (11) | (12) | |
| Anjengo | 1 | ... | ... | 1 | 6 | ... | ... | ... | ... | 1 | 6 | |
| Tangasseri | 1 | ... | ... | 1 | 6 | ... | ... | ... | ... | 1 | 6 | |
| Total | 2 | ... | ... | 2 | 12 | ... | ... | ... | ... | 2 | 12 | |

