


ENGLISH

STEP 1



PUNJAB TEXTBOOK BOARD, LAHORE.



MESSAGE OF CHIEF MINISTER (PUNJAB)

The progress in education is at its peak in the present day. The quality of education is the main distinction of the developed nations. To achieve excellence in quality education, the curriculum and textbooks play the basic role. Placing main emphasis on modernization of curriculum and textbooks, proves beyond any doubt the priority given by my government to the education sector.

As for curriculum development, a team of professional experts was assembled for writing of textbooks, which will prove helpful in achieving the quality of education.

Dear students! To achieve a better standard of life, quality education plays a pivotal role. My government is trying hard to provide this base. Now it is your duty to make use of these textbooks and play your full role in the development of Pakistan.

I pray to God Almighty that the new generation, keeping in view the modern trends of education, may make progress by leaps and bounds.

(Ch. Pervez Elahi)
Chief Minister,
Punjab.

ENGLISH

STEP 1



PUNJAB TEXTBOOK BOARD, LAHORE.

Experimental Edition

Prepared on guidelines of the Revised National Curriculum of English (2002) for Primary level 1 to v (Curriculum Wing) Ministry of Education Islamabad.

Authors:

1. Prof. Rafique Mahmood
2. Sarwar Khaliq
3. Sumeera Faisal

Editorial Staff:

1. Shahida Rasul
2. Arshad Mahmood
3. Ghiyas Aamir

Prepress by: New Crescent Publishers,
Urdu Bazar, Lahore.

Published by: Farid Book Stall Lahore.

Printed at: Ali Imran Rajpoot Printers Lahore.

Aa



For the teacher

- (1) Introduce as many words as possible from a student's own environment beginning with each letter of the alphabet so that the sound of "a" and all other letters are clear to the child.
- (2) The children should be asked to name more objects with the letter "a".

Bb



For the teacher

The teacher should ask the students to copy out each letter that they have read in their notebooks.

Cc



Ask the students to make some more words with c, c, c.

a b c



Match small and capital letters of the alphabet.

A

B

C

c



a

b

For the teacher

Ask the students to make some more words with a,b,c

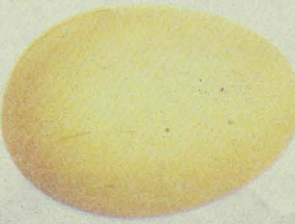
Dd





For the teacher

The teacher should help the children if they don't / can't say the words themselves in English.


Ee



Ff



def



Match small and capital letters of the alphabet.

A
B
C
D
E
F



f
e
d
c
b
a

d
a
f
c
e
b

A
B
C
D
E
F

Make more and more words with a,b,c,d,e,f.

Gg Hh



For the teacher

The teacher should continue to ask the children to make as many words as possible with each letter of the alphabet they have learnt.


li Jj



For the teacher

The teacher should help the students to say more things with the sound of the letter **I** and **J**. They can even say names of their class fellows and family members. The idea is to make them familiar with the beginning sound of the letters of alphabet.

Kk Ll

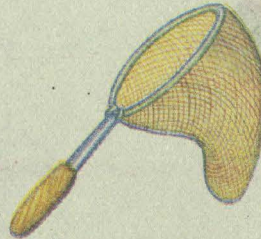



For the teacher

The teacher should now ask the students to copy out the letters of the alphabet in their notebooks. The writing activity should be with small letters.


M N O

m n o



Write the missing letter and complete the word.

k l m n o



__ite

__amp

__eaf

__ey

__wl

__range

Write down the following letters in correct order in your writing copy.


a d f k g e i h j c m o
b n l

P Q R
p q r



Small letters should be practised first.

Ss Tt



U V W
u v w




For the teacher

Vase: Pronounce as "vaaz"

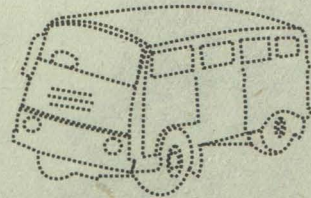

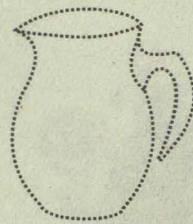
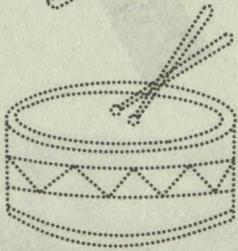



X Y Z

x y z



b d c v f l j k

- Join the dots to make a picture.
- Name the object and write the first letter of the object.



For the teacher

The teacher should help students produce sound of each letter.

codbktms

- Write the first letter of the object on the line given with each picture.



















wxyz

● Match the picture with the sound.

W



X



Y



Z



- Match the picture with the first letter of the name of the object.



j v q d k

- Big and small letters.

Aa

Bb

Cc

Dd

Ee

Ff

Gg

Hh

Ii

Jj

Kk

Ll

Mm

Nn

Oo

Pp

Qq

Rr

Ss

Tt

Uu

Vv

Ww

Xx

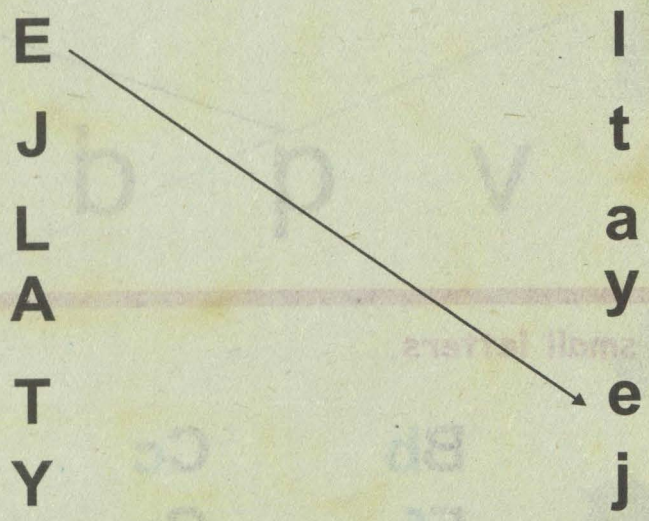
Yy

Zz

Read

D	E	M	O	S	Q	A	U
X	F	B	Y	Z	W	T	C
g	i	l	n	r	v	h	j
k	p	b	m	y	f	q	u

Match capital letters with small letters.



Write the capital of these.

a	—	e	—	h	—	k	—
o	—	q	—	t	—	x	—

Teacher's note

- 1-Help children to differentiate between capital and small letters.
- 2-This is a revision exercise. You may practise with other letters of the alphabet on the blackboard.

- Write the missing letters on the lines to complete the alphabet from a to z.

a _____ c _____ e _____ g _____ i _____

k _____ m _____ o _____ q _____ s _____

u _____ w _____ y _____

- Write small letters for the following.

E _____ D _____ G _____

N _____ Q _____ R _____

T _____ W _____ Z _____

- Write capital letters with these.

a _____ e _____ f _____

h _____ j _____ l _____

m _____ p _____ s _____

VOWELS

a e i o u

● Write 'a' in the blank space in the words below.



b__g



c__p



__pple



c__t

● Write 'e' in the blank space in the words below.



h__n



__gg



p__n

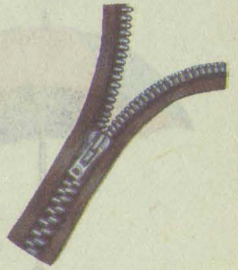
10 t__n

Write 'i' in the blank space in the words below.




__nk

z__p



r__ng

k__te



Write 'o' in the blank space in the words below.



d__ll

d__g



t__p

Write 'u' in the blank space in the words below.




__ mbrella



m__g



j__g



s__n

Write the vowels (a, e, i, o, u) and say the word.



c__p




h__n



t__p



__nk




s__n

For the teacher

Help the students in recalling all the vowel sounds.

1 2 3 4

1 One 

2 Two 

3 Three 

4 Four 

5 Five 

6 Six 


7 Seven 

8 Eight 

9 Nine 

10 Ten 

SINGULAR PLURAL



For the teacher

- The teacher should practice plurals of all vocabulary from A to Z.
- Remember to tell the students that for plural "s" is put at the end of the word e.g. cat-cats, star-stars etc.


● Tick the picture which goes with the word.




Tap



Cup



Star



Pen



Jug



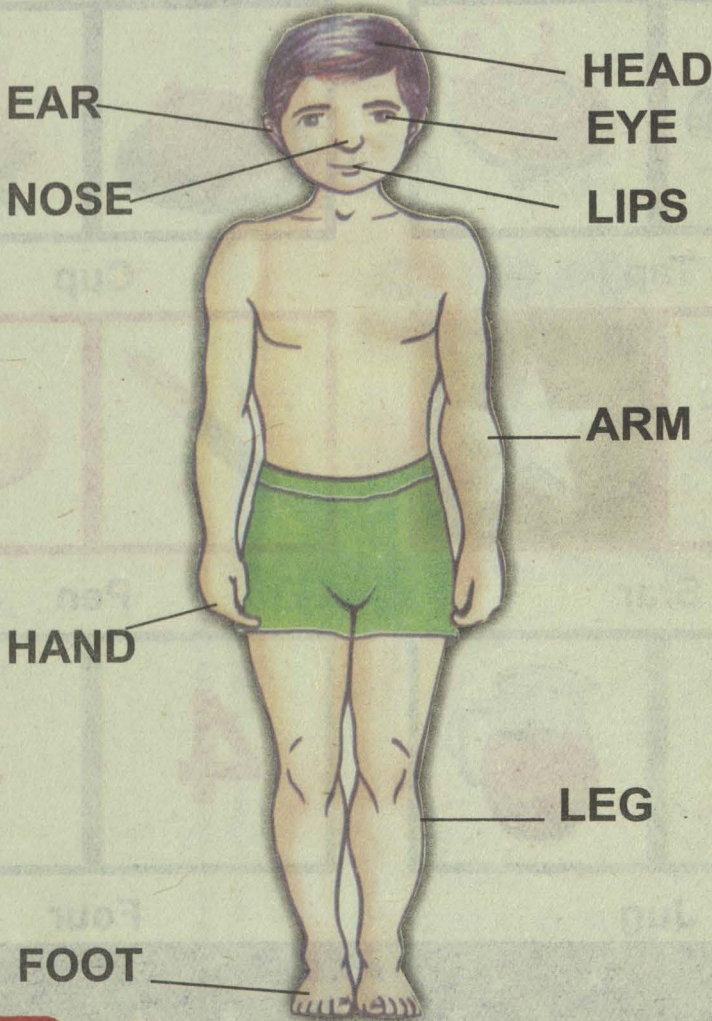
Four

Poem

Baby, Baby
Eating sugar
Telling lies
Open your mouth

Yes, Mama.
No, Mama.
No, Mama.
Ha, ha, ha.

PARTS OF THE BODY



For the teacher

The teacher should ask the students to stand up in the class one by one. The teacher should then ask the students to point out his head , hair , nose , eyes , lips etc. by asking him questions about body parts.

Like this: Point to your nose. Point to your head etc.

In answer to these questions, the students may be asked to put his finger on the part of the body which has been asked to be pointed out.

Appeal

Dear Students

The Punjab Textbook Board is your own organization. It produces quality and cost effective textbooks for you. These textbooks, which carry Board's insignia, are produced under the supervision of experienced educationists. They are developed to enhance your creative faculties.

Unfortunately, some private publishers produce guidebooks, class-notes, test paper, and similar kinds of books, which contain sub-standard textual material. The Children may cram this material and get through their school examination, but this kind of material does not help in enhancing their creative capabilities.

Parents, teachers and students are not bound to buy these unauthorized books.

If somebody compels you to buy any of these books, please inform in writing to the Chairperson, Punjab textbook Board.

Dr. Fouzia Saleem
Ph.D Physics (Glasgow)
(Sitara-e-Imtiaz & Izaz-e-Fazeelat)
Chairperson
Punjab textbook Board
21-E-II, Gulberg-III, Lahore.

Prepared on guidelines of the Revised National Curriculum
of English (2002) for Primary level 1 to v (Curriculum Wing)
Ministry of Education Islamabad.

قومی ترانہ

پاک سرزمین شاد باد کشورِ حسین شاد باد

تو نشانِ عزمِ عالی شان ارضِ پاکستان

مرکزِ یقین شاد باد

پاک سرزمین کا نظام قوتِ اخوتِ عوام

قومِ ملکِ سلطنت پائندہ تابندہ باد

شاد باد منزلِ مُراد

پرچمِ ستارہ و ہلال رہبرِ ترقی و کمال

ترجمانِ ماضی شانِ حال جانِ استقبال

سایہِ خدائے ذوالجلال

1618

Date of printing
March, 2003

Edition
1

Impression
1

Copies
45,000

Price
8.00